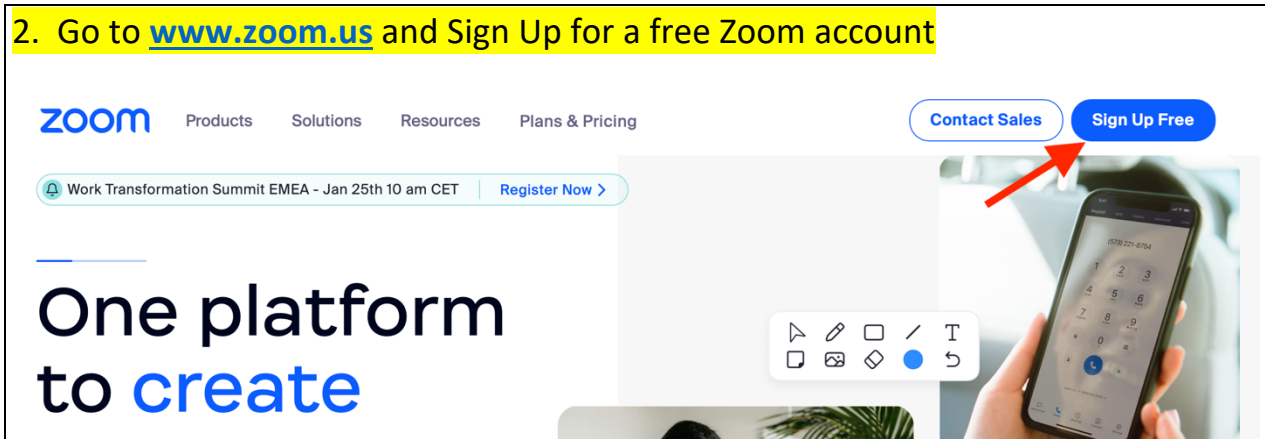


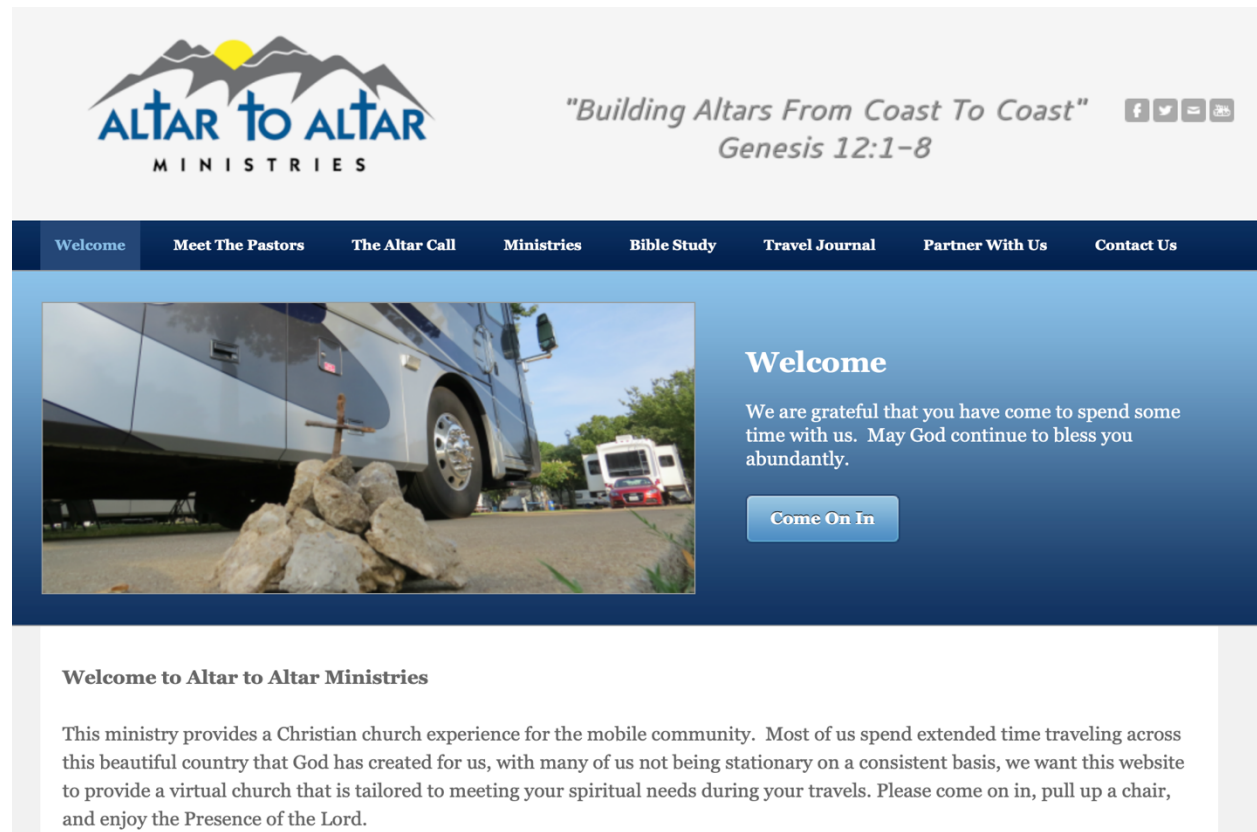
“Virtual Campfire” (Online Bible Study) Connection Instructions

1. Go to your favorite App Store, and download the **Zoom App** on your desired device (Computer, Tablet, or Phone). Our Online Bible Study will be conducted with Zoom Meetings.


2. Go to www.zoom.us and Sign Up for a free Zoom account







3. Go to Altar to Altar Ministries Homepage (altartoaltarministries.org)




4. Click on **Bible Study**, this will take you to the Small Group Bible Study page.



"Building Altars From Coast To Coast"
Genesis 12:1-8



[Welcome](#) [Meet The Pastors](#) [The Altar Call](#) [Ministries](#) [Bible Study](#) [Travel Journal](#) [Partner With Us](#) [Contact Us](#)



Welcome

We are grateful that you have come to spend some time with us. May God continue to bless you abundantly.

[Come On In](#)

Welcome to Altar to Altar Ministries

This ministry provides a Christian church experience for the mobile community. Most of us spend extended time traveling across this beautiful country that God has created for us, with many of us not being stationary on a consistent basis, we want this website to provide a virtual church that is tailored to meeting your spiritual needs during your travels. Please come on in, pull up a chair, and enjoy the Presence of the Lord.

5. On the Small Group Bible Study page, click on **Virtual Campfire**

Send us a "Request" to join our Bible Study

* Indicates required field

Name *

Email *

Where Are You Now? (City, State) *

Comment

[Send Request](#)

You Don't Have to Walk Alone ...

Pull up a chair around our

"Virtual Campfire"

where we gather weekly to discuss the lessons, and share life together. We meet on Wednesday evenings at 6 p.m. (Central Time)



We look forward to you joining us ... It's an open forum where you can ask your questions, and share your insights with our group. See You There ...

6. Fill out the registration form (First Name, Last Name, and Email Address), then click **Register**

Meeting Registration

Topic	"Virtual Campfire" Bible Study
Description	Weekly Bible Study as we gather around God's Word and our "Virtual Campfire"
Time	Jan 25, 2023 06:00 PM Feb 1, 2023 06:00 PM Feb 8, 2023 06:00 PM Feb 15, 2023 06:00 PM Feb 22, 2023 06:00 PM Mar 1, 2023 06:00 PM Time shows in Central Time (US and Canada)

First Name*	Last Name*
<input type="text"/>	<input type="text"/>
Email Address*	Confirm Email Address*
<input type="text"/>	<input type="text"/>

* Required information

Information you provide when registering will be shared with the [account owner](#) and host and can be used and shared by them in accordance with their Terms and Privacy Policy.

Register

7. After you Register, you will receive an email with the subject **"Virtual Campfire" Bible Study Confirmation**. This email will have the scheduled meeting dates, as well as the link to join the meeting. On the designated meeting dates and times (**Wednesdays at 6 p.m. Central Time – 7 p.m. Eastern Time**), click the **Join Meeting** link

WAYS TO JOIN ZOOM

Join from PC, Mac, iPad, or Android

Join Meeting

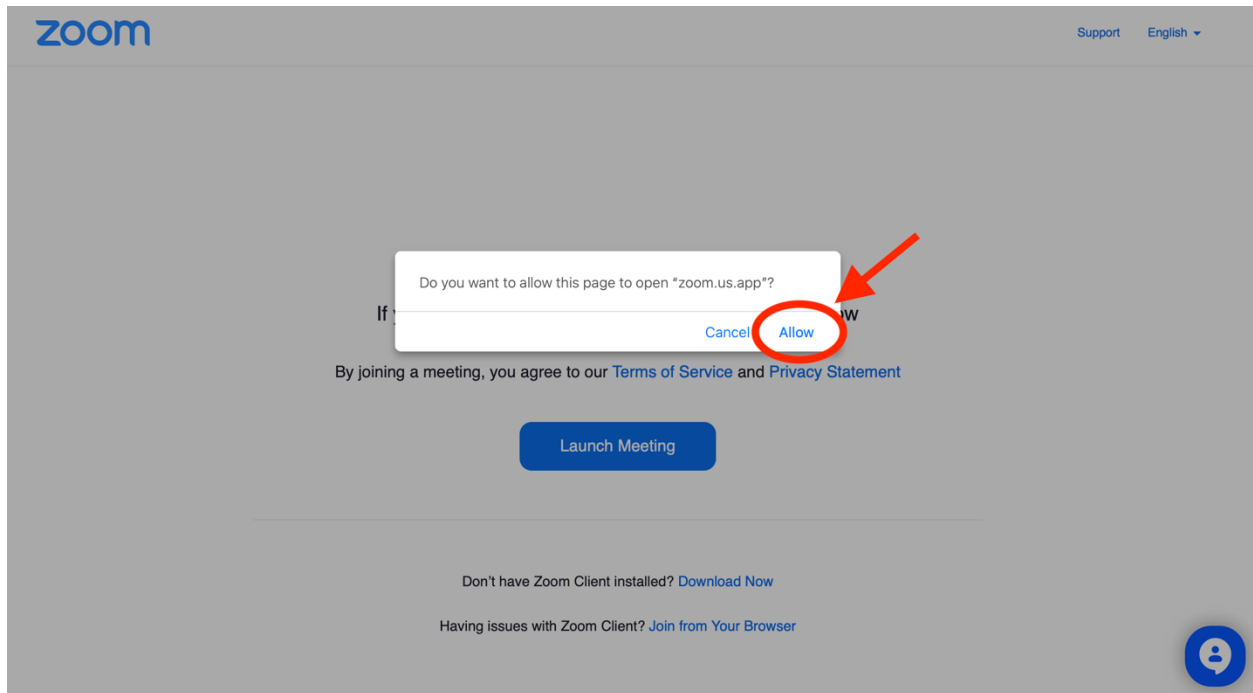
If the button above does not work, paste this into your browser:

<https://us06web.zoom.us/j/87113386150?>

[tk=YlwMxZ3ozJUUbqILOZ5OwH8_zZxnVL0C_ZkfO0wphUAU.DQMAAAAUStFzIphYyMkhIOG1IX1FDMIM1W](https://us06web.zoom.us/j/87113386150?tk=YlwMxZ3ozJUUbqILOZ5OwH8_zZxnVL0C_ZkfO0wphUAU.DQMAAAAUStFzIphYyMkhIOG1IX1FDMIM1W)

To keep this meeting secure, do not share this link publicly.

8. Once you click Join Meeting, you will be asked to open your Zoom App; select **Allow**.



9. At this time, your Zoom App will launch, and you will enter the meeting. Please ensure that your camera is **ON** during the meeting; we would like to be "Face-to-Face" during our time together. We also would like for you to keep your mic "**muted**" when you are not speaking. Thanks – We'll see you there ...

